

Formica® CooMAX™ Cubicle System



Formica® CooMAX™ Cubicle System is a rational and stylish furnishing with durability and elegance. It features an entirely new design of stainless steel hardware grade 316 and the various, outstanding finishes of Formica® Compact Laminate. Well-thought-out standard measurements and an ingenious construction make CooMAX™ easy to install and easy to adapt with a charming appearance. The construction and design are a masterpiece of simplicity. It creates practical and highly contemporary areas.



BS EN438

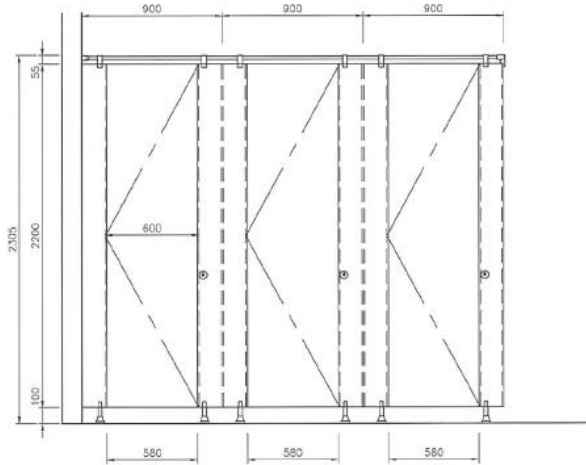
BS476
Part 6 & 7



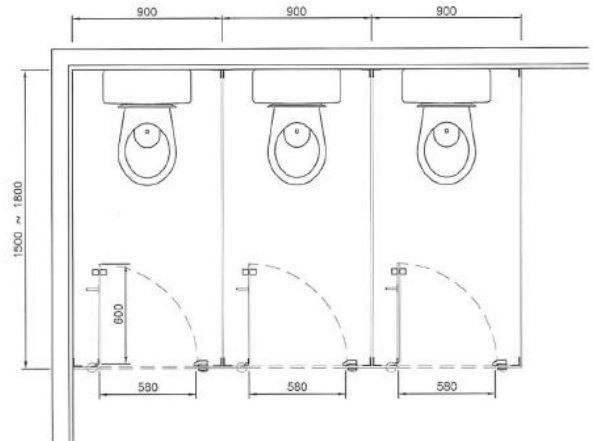
Tin Shui Wan Tin Fai Road Sport Centre & Community Hall

Job Reference

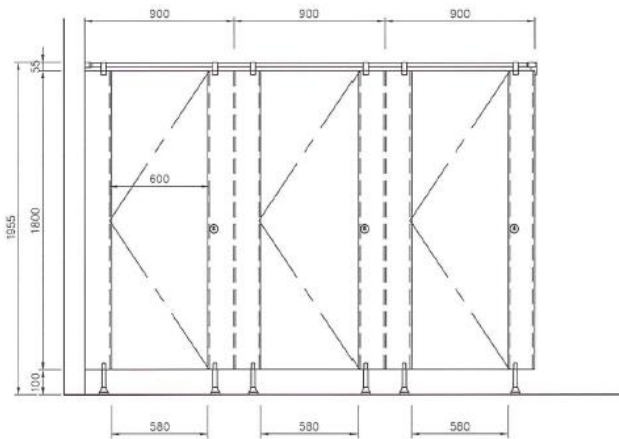
- The Repulse Bay
- HK University of Science and Technology
- Hong Kong Baptist Hospital
- Hong Kong International Airport T1
- Hong Kong Science Park Shatin
- Yuccie Square
- Clearwater Bay School at Clearwater Bay Road
- AXA Office
- Lecture Hall Shaw College CUHK
- City of Dreams Macau
- Galaxy Macau



Front elevation A

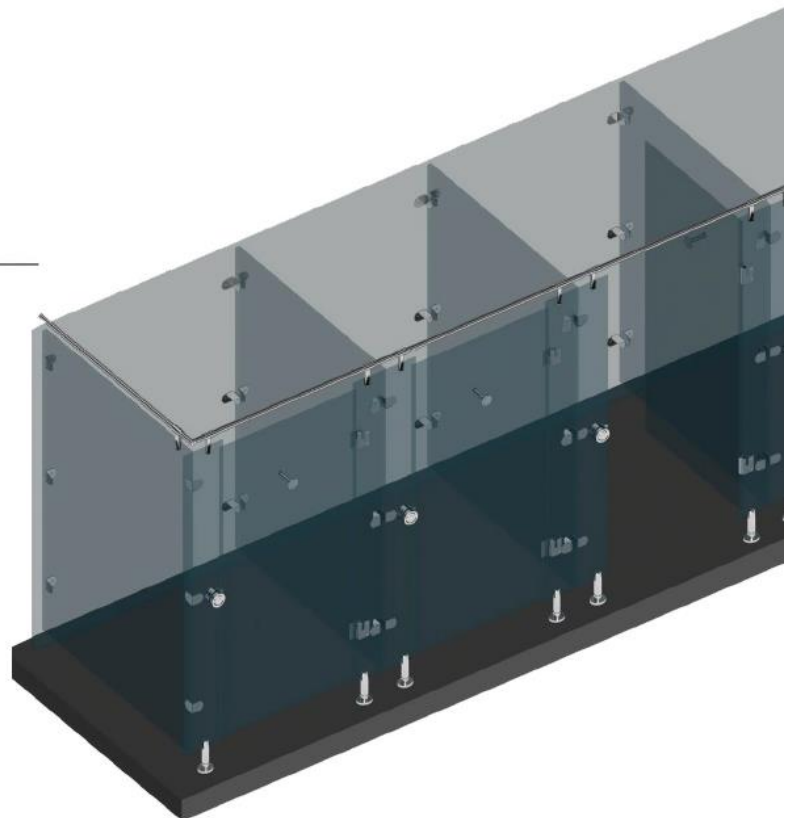


Floor Plan



Front elevation B

Front elevation (A) (B) Remark: These drawings are for reference only. Formica cubicle's height is highly flexible to suit your requirement. Please mention the height you require at the specification.



Specification

Material:

Formica® Protec+™ Silver (Ag+) antimicrobial compact laminate, blackcore, decopaper on double sides in matte finish or naturelle (NT) finish 12mm thick.

International Standard & Certifications:

Greenguard Gold Certification; Greenguard Certification; BS EN-438-2016; ISO9001; ISO14001; Carbon Reduction Label; BS476 Part 6 and 7; Antifungal ASTM G21:2013 test report, with 0 (None); Antibacterial JIS Z2801:2012 prevent growth of bacterial up to 99.9% within 24 hours.

Hardware:

Stainless steel hardware (Grade 316) includes self closing / opening gravity hinge, indicator lock set with emergency opening, height adjustable leg, angle bracket, headrail, rail bracket, rail fixing rose, rail 90° connector coat hook and handle.

Optional:

150mm Height adjustable leg and double toilet roll holder.

Recommended Dimension:

800-900mm (W) x 1500-1800mm (D) x 2305mm (H) / 1955mm (H)
(Overall height from finish floor level to headrail)



Standard Hardware

- 1) Handle
- 2) Coat Hook
- 3) Headrail And Rail Bracket
- 4) Rail 90° Connector
- 5) Angle Bracket
- 6) Height Adjustable Leg, 100Mm(H)
- 7) Indicator Lock Set With Emergency Opening
- 8) Rail Fixing Rose

Optional Hardware

- 9) Height Adjustable Leg, 150Mm(H)
- 10) Double Toilet Roll Holder